

Implementation of Interleaving Methods on MELP 2.4 Coder to Reduce Packet Loss in the Voice over IP (VoIP) Transmission

Hamza Kheddar*, Bachir Boudraa **

*(Department of Telecommunication, LCPTS Lab USTHB University, Algeria)

** (Department of Telecommunication, LCPTS Lab USTHB University, Algeria)

ABSTRACT

The work consists first of making improvements of a MELP coder running at 2.4 kbps by the implementation of packets lost concealment techniques based on the receiver. These techniques consist of interleaving information frames, then, we conducted a comparative study of several interlacing methods. For this, we used the evaluation technique standardized by ITU-T called PESQ (Perceptual Evaluation of Speech Quality).

Keywords –VoIP Transmission, Interleaving, MELP Coding, PLC, PESQ.

I. INTRODUCTION

In a VoIP system, at the receiver, some packages may be missing; this packet loss degrades the voice quality and translates into ruptures of the conversation and impression of hatching of speech. It is therefore essential to establish a mechanism for concealing the losses. Several algorithms masking packet loss also called PLC (Packet Loss Concealment) are used both at the transmitter and/or the receiver.

Our work is to improve the MELP codec operates at 2.4 Kbps by implementing concealment techniques of lost frames based on the receiver. These techniques consist of interleaving information frames. We then conducted a comparative study of the implemented methods. The comparative assessment was made using a method called PESQ (Perceptual Evaluation of Speech Quality).

II. MELP CODING

The MELP has now become the new military and Federal standard for speech at 2.4 kbps, replacing federal standards FS-1015 (LPC-10) and FS-1016 (CELP) speech that produce poor quality at this rate. Implementing a MELP coder involves four steps: *analysis, encoding, decoding and synthesis* [1] – [2].

A) MELP Encoder

In the synthesis MELP, LP (linear prediction) all-pole filter is excited by a signal built from periodic contributions and noise.

At the encoder (Fig.1), the LP parameters are first determined. The residual is then obtained. The pitch is estimated from the low-pass filtering of the speech signal. The voicing strengths are evaluated based on the correlation maxima of the band-pass filtered signal. Voicing determines how the periodic parts and noise contribute to the excitement of the LP in specific frequency bands. Describe, in fact, the

presence of periodicity in the function of the frequency signal. The Fourier coefficients define the spectral characteristics of the periodic excitation of LP. They are usually calculated from the FFT of the signal. Determining the gain can be performed either on the LP residual or directly on the speech signal, synchronously or with a fixed length window [3].

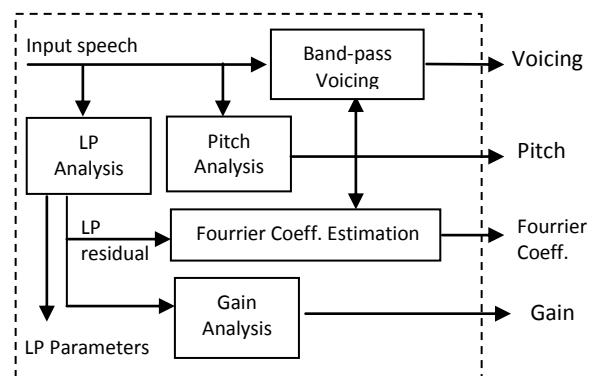


Fig.1 Basic schema of MELP Encoder

B) MELP decoder

At the decoder (Fig.2), the periodic part of the excitement is generated from the Fourier coefficients interpolated. Fourier synthesis is applied to spectra in which the Fourier coefficients are placed at the harmonic frequencies derived from the interpolated pitch. The sound of excitement is generated from white noise. The frequency bands of the periodic part of the signal and noise are shaped through time domain filtering according to the transmitted voicing information. The two components of the excitation are added and the signal is scaled by the encoded gain. Finally, the linear prediction synthesis is performed [3].

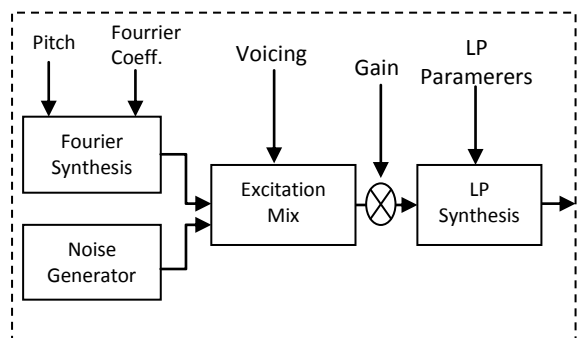


Fig.2 Basic schema of MELP Decoder.

III. INTERLEAVING

To achieve a voice in real-time high quality, packet loss concealment mechanism must be put in place. Several packet loss concealment algorithms PLC (Packet Loss Concealment) are used either at the transmitter or at the receiver [4]-[6]. Interlacing is an effective method to disperse packet loss bursts into a series of small losses. As a result, the errors will be produced on relatively short code words and the listener will be able to mentally interpolate small gaps. The intelligibility of speech is then preserved.

A) Implementation of some interleaving methods

1- Convolutional interleavers

A convolutional interleaver can be modeled as a shift register arrangement, each having a characteristic vector. In a convolutional interleaver of degree d , the input vector sequence is divided into d subsequences. Each sub-sequence consists of a different number of connected shift registers, which thus corresponds to a different delay according to the number of feature vectors that are stored there [7]. A convolutional interleaver of degree 4 is illustrated in fig.3. A convolutional interleaver size N ($d = \sqrt{N}$ subsequences) takes the form:

$$\pi_{conv}(i) = i - d(i \bmod d) \quad (1)$$

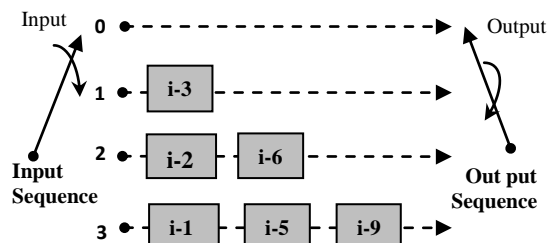


Fig.3 Convolutional interleaver of degree $d = 4$.

2- Decorrelated convolutional interleaver

The decorrelated convolutional interleaver introduced the same decorrelated structure of the convolutional interleaver described above. A decorrelated convolutional interleaver is formed by permuting the order in which the individual sub-

sequences are accessible. For a decorrelated convolutional interleaver of size d , the order in which the sub-sequences are accessible is defined by the permutation P of the length d [7]. For example, a decorrelated interleaver of size 4, using the permutation $P = \{1\ 3\ 0\ 2\}$, is shown in fig.4. In the general case, at time index i , a feature vector will be delivered to subsequence $P(i \bmod d)$, which has a delay of $d(P(i \bmod d))$ frames. Thus:

$$\pi_{dec}(i) = i - d(P(i \bmod d)) \quad (2)$$

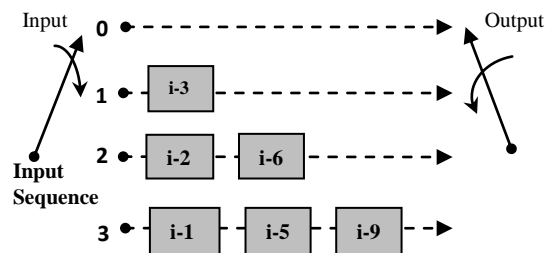


Fig.4 Decorrelated convolutional interleaver of size $d = 4$ and for a permutation $P = \{1\ 3\ 0\ 2\}$.

3- Interleaving by grouping

The grouping process and interleaving produces a vector of coefficients of $v = \{v_i | i = 1, \dots, MLM - 1\}$. Fig.5 shows a simple example where $M = 3$ is the block index and $L = 2$ is the half of the length of the block of the analysis window. The coefficients are grouped and interleaved by using the following three steps: In (1), each line corresponds to a block and each block, the coefficients are grouped into frames. In (2), the frames of smallest scale (block 0) are interleaved in pairs with the immediate upper frame in the (block 1). This first step produces two new frames of interleaved coefficients. In (3), this two frames are interleaved with the frame of largest scale (block 2) in such a way that the resulting vector has alternatively a coefficients of each block: one of block 2, followed by one of block 1, followed by one of block 0, followed by one of block 2, and so on [8].

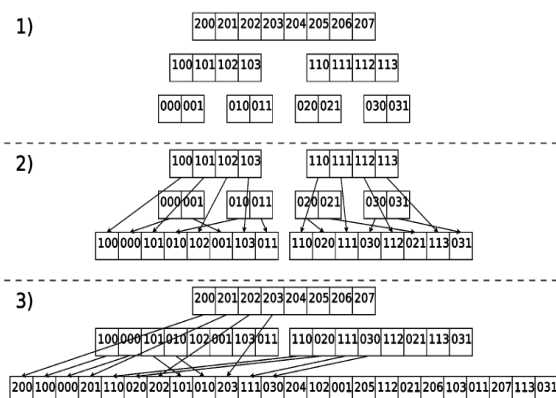


Fig.5 interleaving by grouping process with $M = 3, L = 2$.

4- Optimal spread block interleavers

A block interleaver of degree d operates by re-arranging the transmission order of a $d \times d$ block of input vectors. Two block interleavers, π_{bloc1} and π_{bloc2} , [6] are considered optimal in terms of maximizing their spread for given degree, and are given [7].

$$\pi_{bloc1}(id + j) = (d - 1 - j)d + i \text{ where } 0 \leq i, \leq d - 1 \quad (3)$$

$$\pi_{bloc2}(id + j) = jd + (d - 1 - i) \text{ where } 0 \leq i, j \leq d - 1 \quad (4)$$

The operation of these interleavers can be considered as a rotation of $d \times d$ of the feature vectors located in the buffer memory (buffer) either 90° clockwise or 90° anti-clockwise, as shown in fig.6.

Fig.6 Rotation of buffer by 90° anti-clockwise [7].

IV. COMPARATIVE STUDY BETWEEN INTERLEAVING METHODS

We simulated different packet loss to introduce degradations in the synthetic signal. These losses were simulated randomly by using the RAND function which follows a uniform distribution law. The packet loss rate is given by the following formula:

$$\text{Rate} = \frac{\text{number of lost frames}}{\text{nombre of total frames}} \times 100 \quad (5)$$

We also calculate the PESQ score by comparing the output of speech signals (synthesized) with those of reference speech. Tab.1 provides an overview of limits of quality evaluations according to recommendation P.862 [9].

PESQ Value	Speech quality
$3 \leq \text{PESQ} \leq 4$	Very Acceptable
$2.5 \leq \text{PESQ} < 3$	Acceptable
$2 \leq \text{PESQ} < 2.5$	Low
$\text{PESQ} < 2$	Unacceptable (intelligibility is lost)

Tab.1 Limits evaluation of speech quality according to P.862 recommendation.

1- Description of the speech signals used in the tests

To test and validate our methods, we used a linguistic material formed of multilingual corpus. The first consists of APPB Arabic sentences (Arabic Phrases Phonetically Balanced) developed in our laboratory [10]. This corpus contains a total of 60 sentences, 10 sentences pronounced by 3 female and 3 male speakers. The sampling frequency of the speech signal files was 10 kHz; we had to make a sub-sampling of the entire database to 8 kHz, to put it in the terms of telephony. For the French and English languages, we used the famous phrases, phonetically

balanced "la bise et le soleil" and "the sun and the wind."

2- Ratings of MELP coder implemented

The use of encoders to transmit voice over a communication channel results a decrease of the perceived quality. This decrease is due to the compression mechanism of the data used. Therefore, there is a maximum PESQ score that can be obtained. It is obvious that when degradation appears in the network, its performance should only be estimated with respect to this maximum score. We therefore evaluated the performance of MELP coder operating at 2.4 kbps for male and female speakers. We summarize the results obtained in Tab.2.

	MELP à 2.4 kbps (PESQ)
Male speakers	2.99
Female speakers	2.89

Tab.2 Resultants' of 2.4 kbps MELP encoder objective tests.

3- Implementations results for an example of the speech signal.

Fig.7 shows an example of results obtained by the decorrelated convolutional interleaver on Arabic sentence with distribution of these errors along the buffer for 12% of a loss rate.

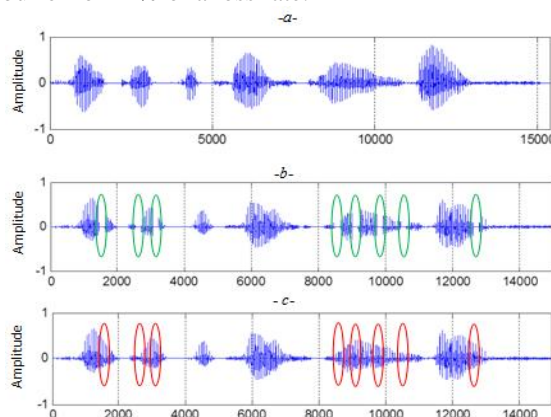


Fig.7 Results obtained by the convolutional interleaver decorrelated on sentence *نمنم ماء اليوم*, a) original signal, b) synthetic signal with random loss of a frame without interleaving c) synthetic signal after interleaving, for the same losses.

4- Performance of 2.4 MELP coder for different types of interleaving

The interleaving techniques mentioned in the cf. part.III have been implemented and led to the results shown in Tab.3. The PESQ will be measured for transmissions corresponding to losses of consecutive packets. We have considered the loss of 1, 2 or 3 consecutive packets; these losses can be repeated over the entire buffer of the signal, causing a global

error given by the loss rate in %, represented by the first column of the table (Tab.3). The tables and graph presented in this section provide the frame loss rate for the entire database. These rates are quantified based on loss rates before and after application of different interleaving types: optimal interleaving, interleaving by grouping, convolutional interleaving and decorrelated convolutional interleaving. We give each time the average value of PESQ for each method and for each value of loss rates. Fig.8 represents the evolution of the qualities observed in

terms of packet loss rate of the corpus phrases, pronounced by male and female speakers.

Loss rate (%)	Without interleaving	Decor.vol.	Conv.o.	Optim.	By Group.
0	2.92	2.92	2.92	2.92	2.92
5	2.73	2.70	2.58	2.62	2.57
10	2.58	2.65	2.55	2.47	2.50
12	2.43	2.57	2.52	2.42	2.47
15	2.11	2.50	2.27	2.40	2.45
18	1.69	2.36	2.22	2.24	2.33
20	1.44	2.27	2.22	2.13	2.21
25	1.25	2.23	1.92	2.13	2.04
30	1.12	2.05	1.90	1.93	1.87

Tab. 3 PESQ obtained by the MELP 2.4 before and after application of the interleaving techniques, for different rates of loss for the combined case of male and female speakers.

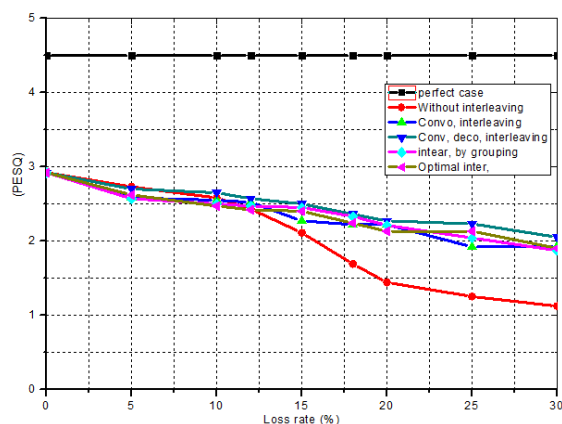


Fig. 8 Evolution of PESQ obtained by MELP 2.4 before and after applying the interleaving techniques for different loss rates for male and female speakers.

Interpretation of results: from the results of the variation of the PESQ obtained and summarized in Tab.4, we observed that:

- The method of interleaving named *decorrelated convolution* with an average of enhancement 0.44, is presented as a best method of interleaving compared to techniques *interleaving by grouping*, *optimal*

interleaving and *convolutional interleaving*, which have an average of 0.34, 0.33, 0.31 respectively (Tab.4).

- Interleaving applied to the male and female corpus shows degradation of signal (comparing without interleaving signal) for lower rates of loss than 10% for the method *decorrelated convolution*, 12% for the *convolution method* and the method of *interleaving by grouping*, and 15% for the *optimal method* (values presented by a purple color) (Tab.4).

- After applying the interleaving methods: *convolution*, *optimal* and *interleaving by grouping* begins to lose our signal intelligibility for loss rates of around 30% (PESQ < 2) (values presented by a yellow color) (Fig.8). While the original signal (without interleaving) start to lose the intelligibility for the loss rate higher than 15% (Tab.3).

	Loss rate (%)	Decor. convol.	Convolut.	Optimal	by Grouping
Men+ women	0	0	0	0	0
	5	-0.03	-0.15	-0.11	-0.16
	10	0.07	-0.03	-0.11	-0.08
	12	0.14	0.09	-0.01	0.04
	15	0.39	0.16	0.29	0.34
	18	0.67	0.53	0.55	0.64
	20	0.83	0.78	0.69	0.77
	25	0.98	0.67	0.88	0.79
30	0.93	0.78	0.81	0.75	
Average		0.44	0.31	0.33	0.34

Tab. 4 (Δ PESQ) of the 2.4 MELP kbps through the use of interleaving techniques in the case of men and women speakers.

V. CONCLUSION

In this paper, we have seen the results of the quality enhancement obtained by our simulation using 2.4 MELP coder. Various methods of interleaving have been experimented. These methods were compared with each other.

In fact, on the occasion of this study, we can conclude that the interleaving method named: *decorrelated Convolution* is presented as the best interleaving method, compared to other experienced interleaving techniques: *interleaving by grouping*, *optimal interleaving* and *convolution interleaving*.

We can also conclude that the performance of all interleaving methods provides a significant improvement in perceptual quality, mainly when the loss rate is high than 12% compared to the original signal without interleaving but lower than 12%, the two signals are mainly equivalent.

REFERENCES

- [1] G.Baudoin, J. Cernocký, P. Gournay, et G. Chollet, Codage de la parole à bas et très bas débit. *Département Signaux et Télécommunications, ESIEE BP 99 93162.*
- [2] J. Edward, Daniel and Keith A, Federal Standard 2.4 kbps MELP Over IP, *Roc. 43 rd IEEE Midwest Symp. on Circuits and Systems, Lansing MI, 0-7803-6475-9, pp.568-571, Aug 8-11,2000.*
- [3] J. Stachurski, A. McCree, V. Viswanathan, high quality MELP coding at bit-rates around 4 kb/s. *0-7803-5041-3/99, pp 485-488, IEEE 1999.*
- [4] C. Perkins, O. Hodson, et V. Hardman, A Survey of Packet Loss Recovery Techniques for Streaming Audio. *0890-8044, pp.40-48, IEEE Network .September/October 1998.*
- [5] Teck-Kuen Chua and David C. Pheanis, QoS Evaluation of Sender-Based Loss-Recovery Techniques for VoIP. *0890-8044, pp.14-22, IEEE Network. November/December 2006.*
- [6] B.P. Milner, A.B. James. Analysis and compensation of packet loss in distributed speech recognition using interleaving, *pp.1947- 1950, ISCA-SPEECH. September 1-4, 2003.*
- [7] B.P. Milner, A.B. James, A Comparison of Efficient Interleaver Designs for Real Time Distributed Speech Recognition, *ASIDE, November 10-11. 2005.*
- [8] Gal Richard, E. Ravelli, Student et L. Daudet, Union of MDCT Bases for Audio Coding, *IEEE transactions on audio, speech, and language processing, vol. 16, pp.1361-1372. No. 8, November 2008.*
- [9] ITU-T, Recommendation P.862, *Perceptual evaluation of speech quality (PESQ), an objective method for end-to-end speech quality assessment of narrowband telephone networks and speech codecs.* 2001.
- [10] M. Boudraa, B. Boudraa, B. Guérin. *Twenty lists of Ten Arabic Sentences for Assessment.* *Acustica*, vol. 86, pp. 870-882, 2000.